

Home Learning with the Nursery ~ Week 3: 22/02/21


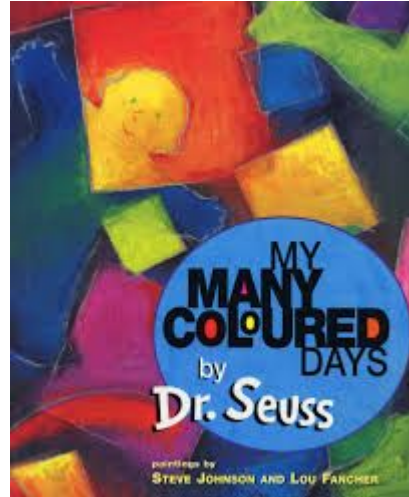
Hello again everyone!

Our core books this week are ~

'My Many Coloured Days' by Dr Seuss

Click here for a link to the story

<https://www.youtube.com/watch?v=Lum83DLPXlw>



and

'Elmer' by David McKee

Click here to hear David read his story

<https://www.youtube.com/watch?v=ZFrD18XLmIM>

We'll be talking about: Our favourite colours, feelings and emotions C&L, PSED



- What is your favourite colour? Why?

What things does this colour make you think of?

- Talk about all of the feelings and emotions in the book and how the colours help to represent those feelings.

- How do we show our feelings? Practise your feelings faces in the mirror - happy, surprised, sad, cross! PSED

- Not just - can you think of more feelings words? Not just sad but miserable, gloomy, down in the dumps... L
- Can you show how you feel with movement? Explore some of the movements described in the book - groan and drag your tail! L, EAD



- *'I watch but nothing moves today.'* Stop and be still ...what can you see, hear, feel around you? PD, EAD
- *How are you feeling today? What is your colour today?*


We'll be having a go at:

- *Weaving with coloured papers, ribbons, materials and making a 'mood board' for our week. PD*

Follow the link to see how:

<https://www.firstpalette.com/craft/paper-weaving.html>

- *Mixing black and white paint to create shades of grey for our elephants - you could try shading with pencils too.*
- *Making colourful elephants like Elmer - try different techniques such as finger painting, colour mixing, collage with fabric scraps, printing colours with a square printing block (a box or similar will do) draw squares with a ruler and colour in or cut squares of coloured paper to stick on. EAD*
- *Drawing and making colourful pictures of rainbows, flowers, ice creams ...*




We'll be trying to learn to sing and sign along to 'True Colours' with The Kaos Signing Choir for Deaf and Hearing Children. This is already a very well loved song at Maryland. The older pupils at 'big school' often sing this during assembly. PSED, UW, PD, EAD

<https://www.youtube.com/watch?v=8oDKu2R5LbE>

Talking about the themes in 'Elmer'

- *What makes you special? What do people love about you?*
- *What would it be like to live in a world where everyone was the same? (Think about Ling Sung in last week's story 'Cleversticks', what did he learn about himself and his friends? We talked about a celebration in a different part of the world and how this compares to celebration times with our families and friends.*



Elephants like to line up and follow each other

- You could try playing a copy and follow game like 'follow my leader'
- Go for a walk and follow a path, maybe try to draw a simple map of your walk when you get home *M, UW*
- Find some toys to line up and then count them all *M*



Elmer disguises himself to look like all the other elephants and hides himself amongst them.

- Why not have a game of hide and seek? (If you don't have enough space, hide a toy teddy to be found instead)

- Make a den to hide in using blankets and pegs
- What can you do to make someone laugh?
- Maybe you could dress up and put on a disguise?
- Maybe you could dress up and try to wear

the most colourful outfit possible!

Please keep on sending examples of your work to the school by email to:

nursery.learning@maryland.newham.sch.uk

We really enjoy seeing you learning along with us at home!

How the activities support learning and development:

<i>Prime areas of learning</i>	<i>Specific areas of learning</i>
<i>PSED personal, social and emotional development</i>	<i>L literacy - reading and writing (early mark making)</i>
<i>C&L communication and language</i>	<i>M maths</i>
<i>PD physical development</i>	<i>UW understanding the world</i>
	<i>EAD expressive arts and design</i>